



District Report Card: 2017


State: Kerala	District: Alappuzha
Class: 3	Subject: Mathematics
Schools: 61	Students: 1185


Participation/Coverage


Students

<div>GENDER</div> <div></div>	Boys				Girls			
	Number		%		Number		%	
	577		48.69		608		51.31	

<div>AREA</div> <div></div>	Rural				Urban			
	Number		%		Number		%	
	991		83.63		194		16.37	

<div>CATEGORY</div> <div></div>	SC		ST		OBC		GEN	
	Number	%	Number	%	Number	%	Number	%
	137	11.56	6	0.51	853	71.98	189	15.95

<div>CWSN</div> <div></div>	LD	VI	HI	S&LD	ID	Oth
	1	2	1	2	5	6

<div>Management</div> <div></div>	Government			Government-aided		
	Number		%	Number		%
	560		47.26	625		52.74

Average Performance of Students in Mathematics (%)

Overall	Gender		Area		Management		Social Group			
	Male	Female	Rural	Urban	Govt.	Aided	SC	ST	OBC	GEN
71.97	71.01	72.87	72.09	71.34	70.98	72.85	69.64	60.00	72.10	73.44

Performance on Learning Outcomes (LOs)

Learning Outcomes	Description	Average Performance(%)
M301	Reads and writes numbers up to 999 using place value	71.46
M302	Compares numbers up to 999 based on their place values	84.30
M303	Solves simple daily life problems using addition and subtraction of three digit numbers with and without regrouping	69.30
M304	Constructs and uses the multiplication facts (up till 10) in daily life situations	68.65
M305	Analyses and applies an appropriate number operation in the situation/ context	74.68
M306	Explains the meaning of division facts by equal grouping/sharing and finds it by repeated subtraction	72.07
M309	Identifies and makes 2D-shapes by paper folding, paper cutting on the dot grid, using straight lines etc.	90.79
M311	Fills a given region leaving no gaps using a tile of a given shape	63.73
M312	Estimates and measures length and distance using standard units like centimeters or meters & identifies relationships	34.42
M317	Reads the time correctly to the hour using a clock/watch	87.43
M318	Extends patterns in simple shapes and numbers	70.85
M319	Records data using tally marks, represents pictorially and draws conclusions	51.98

Range of Performance of Students who Answered Correctly							
Below 30%		30% - 50%		50% - 75%		Above 75%	
Number	%	Number	%	Number	%	Number	%
45	3.80	132	11.14	452	38.14	556	46.92

Lowest Performing Learning Outcomes (LOs)

- 1 - Estimates and measures length and distance using standard units like centimeters or meters & identifies relationships (34.42)
- 2 - Records data using tally marks, represents pictorially and draws conclusions (51.98)
- 3 - Fills a given region leaving no gaps using a tile of a given shape (63.73)
- 4 - Constructs and uses the multiplication facts (up till 10) in daily life situations (68.65)
- 5 - Solves simple daily life problems using addition and subtraction of three digit numbers with and without regrouping (69.30)